

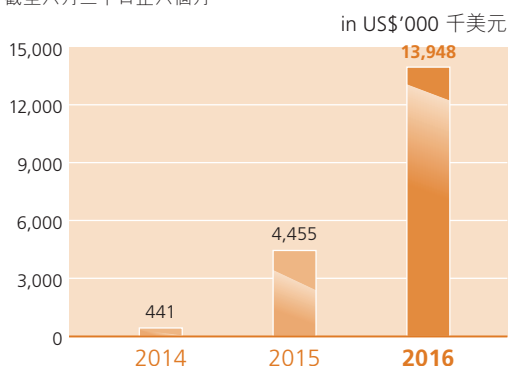
# Financial Highlights

## 財務摘要

		Unaudited six months ended 30 June 未經審核 截至六月三十日止六個月		
		2016 二零一六年 US\$'000 千美元	2015 二零一五年 US\$'000 千美元	Change 變動
Revenue	收益	163,167	158,150	3.2%
Gross profit	毛利	40,341	25,741	56.7%
Profit for the period	期內溢利	13,872	4,216	229.0%
Profit attributable to owners of the Company	本公司擁有人應佔溢利	13,948	4,455	213.1%
Basic earnings per share		0.92 US cents 美仙	0.29 US cents 美仙	
Diluted earnings per share		0.92 US cents 美仙	0.29 US cents 美仙	
Interim dividend proposed per share		0.641 US cents 美仙	0.175 US cents 美仙	
Total dividends paid and proposed per share		0.641 US cents 美仙	0.175 US cents 美仙	

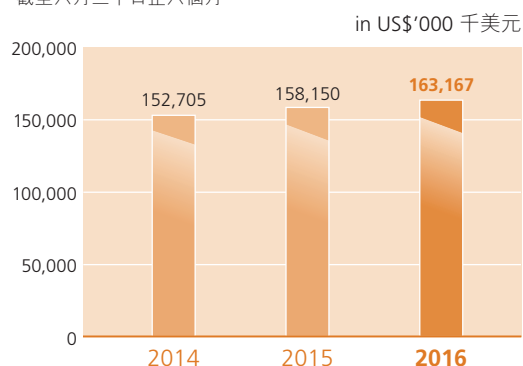
### PROFIT ATTRIBUTABLE TO OWNERS OF THE COMPANY 本公司擁有人應佔溢利

Six months ended 30 June  
截至六月三十日止六個月



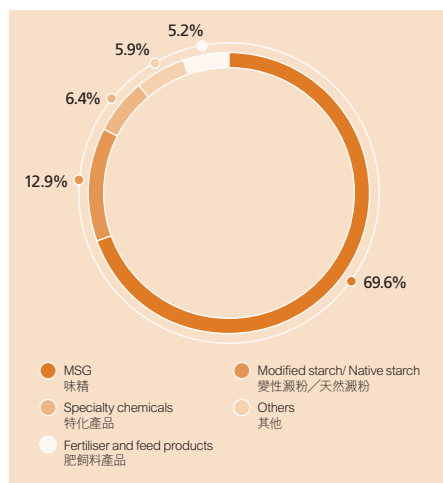
### REVENUE 收益

Six months ended 30 June  
截至六月三十日止六個月



### REVENUE BY PRODUCTS 按產品分類之收益

Six months ended 30 June 2016  
截至二零一六年六月三十日止六個月



### REVENUE BY GEOGRAPHIC LOCATION 按地區分類之收益

Six months ended 30 June 2016  
截至二零一六年六月三十日止六個月

